

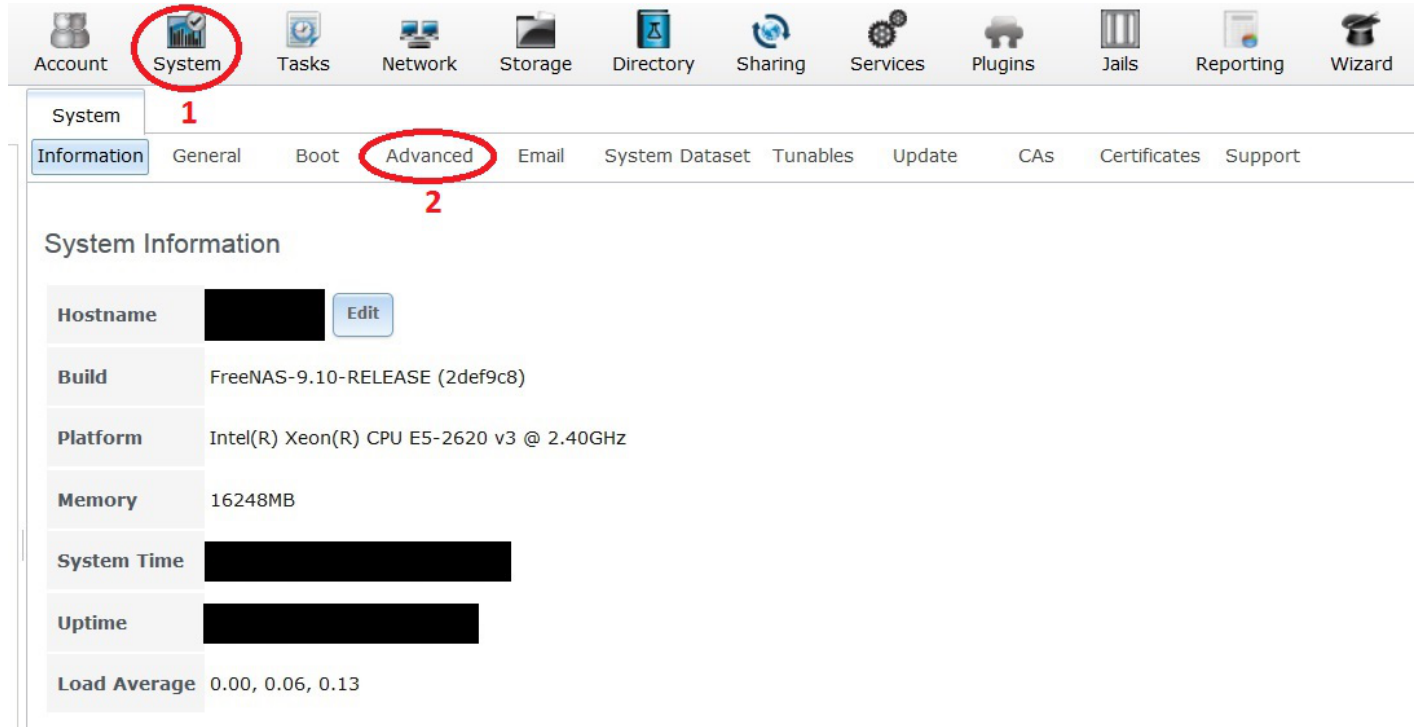
Table of Contents

Enabling Console Messages in the Footer of the Web GUI	1
---	----------

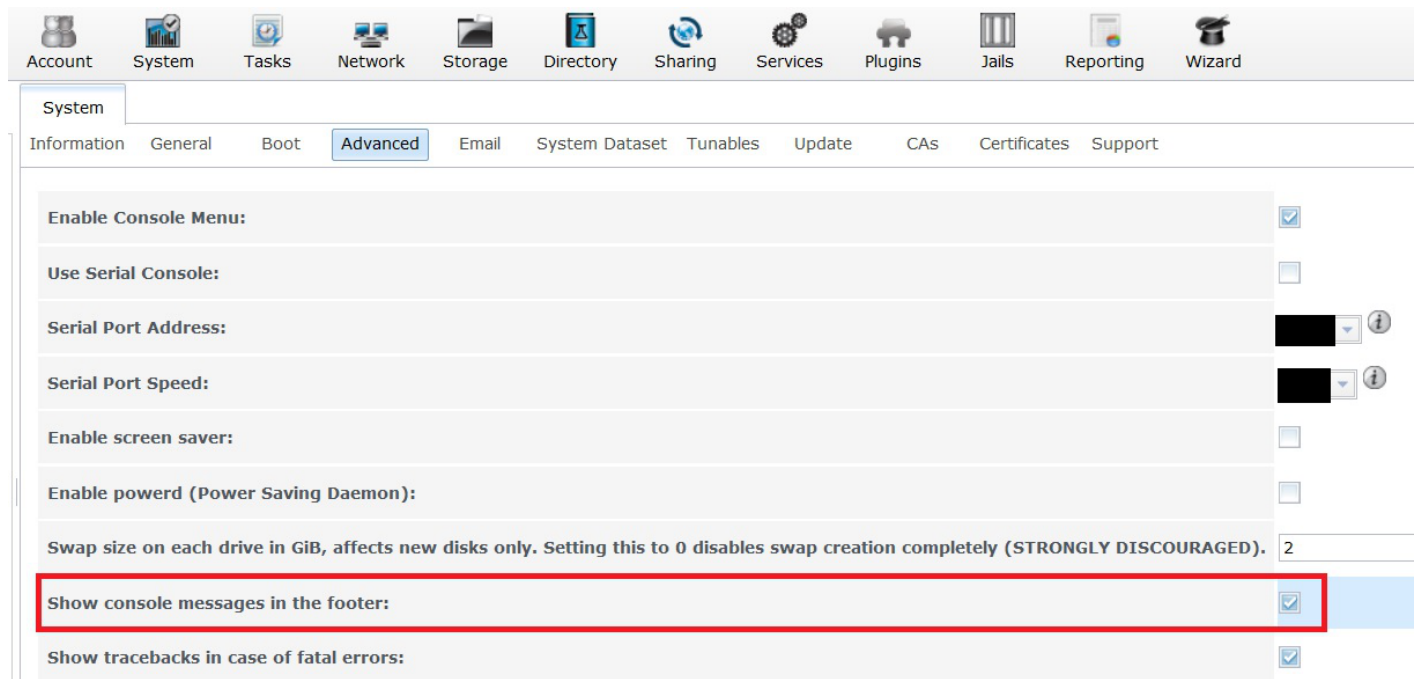
Enabling Console Messages in the Footer of the Web GUI

It can be very useful to enable this function in the FreeNAS web GUI as it gives important messages at the bottom of the page that can help steer you in the right direction when a problem exists.

If you want to enable this go to the “System” page (1) and click on the “Advanced” button (2).



Now put a tick in the tick box next to the “Show Console messages in the footer:” entry.



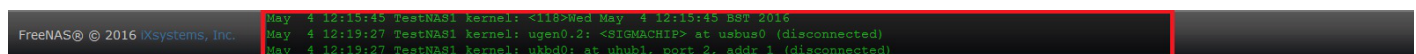
The screenshot shows the FreeNAS web GUI with the 'System' tab selected and the 'Advanced' sub-tab active. The 'Show console messages in the footer' checkbox is checked and highlighted with a red rectangle. Other settings visible include 'Enable Console Menu' (checked), 'Use Serial Console' (unchecked), 'Serial Port Address' (set to /dev/cuau0), 'Serial Port Speed' (set to 115200), 'Enable screen saver' (unchecked), 'Enable powerd (Power Saving Daemon)' (unchecked), 'Swap size on each drive in GiB' (set to 2), and 'Show tracebacks in case of fatal errors' (checked).

Now scroll down the page and click on the “Save” button.



The screenshot shows the bottom of the FreeNAS web GUI. The 'MOTD banner:' field is empty. The 'Periodic Notification User:' field is set to 'root'. The 'Remote Graphite Server Hostname:' field is empty. The 'Save' button is circled in red, and the 'Backup' and 'Save Debug' buttons are also visible.

At this point a little text window should appear at the bottom of the FreeNAS web GUI with green text in it, something like this.



The screenshot shows the bottom of the FreeNAS web GUI with a small green text window displaying the following text:
FreeNAS® © 2016 iXsystems, Inc.
May 4 12:19:45 TestNAS1 kernel: <118>Wed May 4 12:19:45 BST 2016
May 4 12:19:27 TestNAS1 kernel: ugen0.2: <SIGMACHIP> at usb0 (disconnected)
May 4 12:19:27 TestNAS1 kernel: ukbd0: at uhub1, port 2, addr 1 (disconnected)

That’s it. If you click on the small green text area, it will expand to nearly fill your browser window.

Fester changes a couple of other settings whilst in this page but they are not essential and entirely optional. Here they are if you want to use them.

You can type a message in the “MOTD Banner:” text box to personalise your server.

Fester also likes to put a tick in the “Enable Screen Saver:” tick box because I like the little dancing devil (which incidentally is Fester’s nick name at the Disco).

As some of you may have already realised, Fester is quite the ladies man and for a paltry fee my book on seduction techniques can be purchased directly from Fester. Here is a short excerpt.

- At no point during courtship should chloroform be involved.
- Do not refer to your girlfriend as “Number 1 f#@k buddy”, apparently it is not romantic.

- Traditionally it is the woman who wears the stockings in the bedroom.

From:

<https://www.familybrown.org/dokuwiki/> - danb35's Wiki

Permanent link:

<https://www.familybrown.org/dokuwiki/doku.php?id=fester112:messages&rev=1465656140>

Last update: **2016/06/11 14:42**

